


**MEGHALAYA BOARD OF SCHOOL EDUCATION**  
**HIGHER SECONDARY SCHOOL LEAVING CERTIFICATE EXAMINATION, 2017**  
**( SCIENCE STREAM )**

**ABSTRACT OF RESULTS**

Category	No of Candidates		No of Candidates passed in					Total Pass	Percentage of Pass
	Applied	Appeared	First Division	Second Division	Third Division	Compartmental	Improvement		
<b>REGULAR</b>									
Male	1636	1621	570	666	31	-	-	1267	78.16
Female	1765	1749	672	695	12	-	-	1379	78.85
<b>Total</b>	<b>3401</b>	<b>3370</b>	<b>1242</b>	<b>1361</b>	<b>43</b>	<b>-</b>	<b>-</b>	<b>2646</b>	<b>78.52</b>
<b>NON-REGULAR</b>									
Male	182	172	3	43	5	32	14	97	56.40
Female	123	120	4	44	1	17	2	68	56.67
<b>Total</b>	<b>305</b>	<b>292</b>	<b>7</b>	<b>87</b>	<b>6</b>	<b>49</b>	<b>16</b>	<b>165</b>	<b>56.51</b>
<b>Grand Total</b>	<b>3706</b>	<b>3662</b>	<b>1249</b>	<b>1448</b>	<b>49</b>	<b>49</b>	<b>16</b>	<b>2811</b>	<b>76.76</b>

[1]



( T. R. Laloo )  
 Controller of Examinations,  
 Meghalaya Board of School Education,  
 Tura

Dated Tura,  
 the 8th May, 2017

**MEGHALAYA BOARD OF SCHOOL EDUCATION**  
**HIGHER SECONDARY SCHOOL LEAVING CERTIFICATE EXAMINATION, 2017**  
**( SCIENCE STREAM )**

**CATEGORYWISE / GENDERWISE PERCENTAGE OF PASS**

Category	Applied	Appeared	No of Candidates Passed						Pass Percentage
			1st Div.	2nd Div.	3rd Div.	Comp.	Imprv.	Total	

**Schedule Caste**

Male	15	14	3	6	Nil	Nil	Nil	9	64.29
Female	7	7	2	1	1	1	Nil	5	71.43

**Schedule Tribe**

Male	1482	1464	473	597	19	18	8	1115	76.16
Female	1704	1686	623	663	7	12	2	1307	77.52


**OBC**

Male	35	35	7	18	3	Nil	Nil	28	80.00
Female	23	23	6	10	1	Nil	Nil	17	73.91

**General**

Male	286	280	90	88	14	14	6	212	75.71
Female	154	153	45	65	4	4	Nil	118	77.12

<b>Grand Total</b>	<b>3706</b>	<b>3662</b>	<b>1249</b>	<b>1448</b>	<b>49</b>	<b>49</b>	<b>16</b>	<b>2811</b>	<b>76.76</b>
--------------------	-------------	-------------	-------------	-------------	-----------	-----------	-----------	-------------	--------------



( T. R. Laloo )

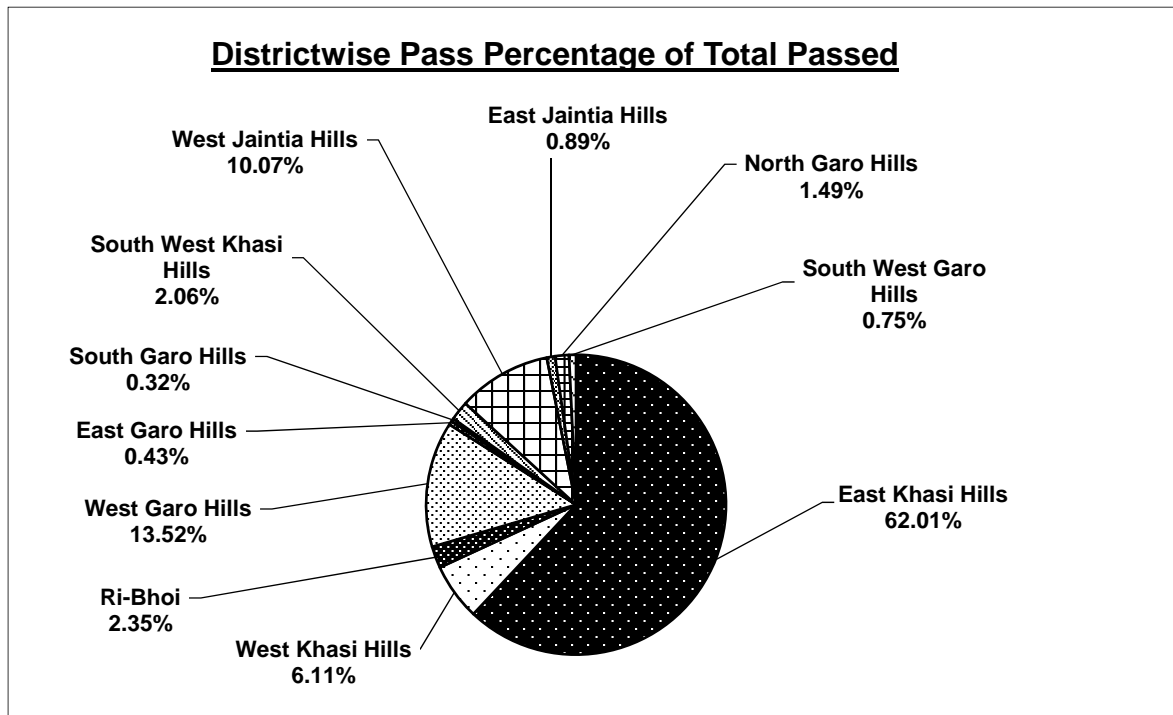
Controller of Examinations,  
 Meghalaya Board of School Education,  
 Tura

Dated Tura,  
 the 8th May, 2017

**MEGHALAYA BOARD OF SCHOOL EDUCATION**  
**HIGHER SECONDARY SCHOOL LEAVING CERTIFICATE EXAMINATION, 2017**  
**( SCIENCE STREAM )**

**Districtwise Percentage of Pass**

Districts	No of Candidates		Percentage of Pass
	Appeared	Passed	
East Khasi Hills	2135	1743	81.64
West Khasi Hills	228	172	75.44
Ri-Bhoi	101	66	65.35
West Garo Hills	575	380	66.09
East Garo Hills	35	12	34.29
South Garo Hills	14	9	64.29
South West Khasi Hills	85	58	68.24
West Jaintia Hills	372	283	76.08
East Jaintia Hills	39	25	64.10
North Garo Hills	55	42	76.36
South West Garo Hills	23	21	91.30
<b>Grand Total</b>	<b>3662</b>	<b>2811</b>	<b>76.76</b>



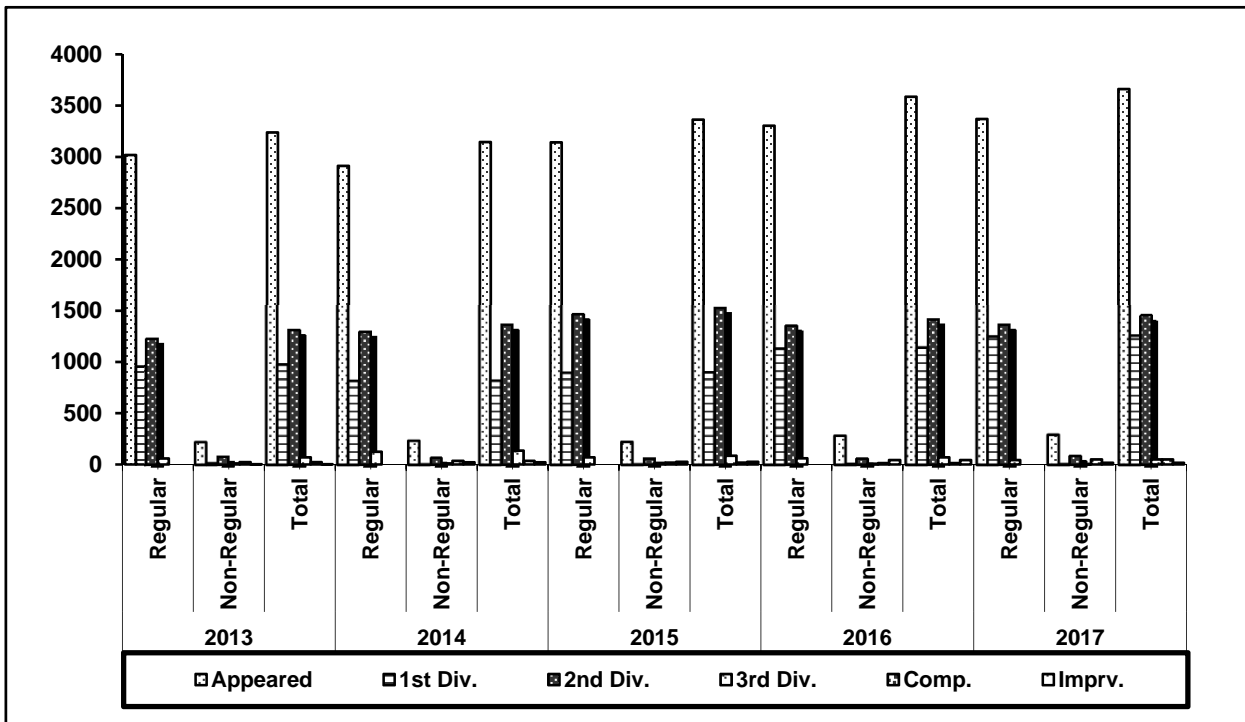
( T. R. Laloo )  
 Controller of Examinations,  
 Meghalaya Board of School Education,  
 Tura


Dated Tura,  
 the 8th May, 2017

**MEGHALAYA BOARD OF SCHOOL EDUCATION**  
**HIGHER SECONDARY SCHOOL LEAVING CERTIFICATE EXAMINATION, 2017**  
**( SCIENCE STREAM )**

**STATEMENT OF HSSLC EXAMINATION RESULTS FOR FIVE YEARS ( 2013-2017 )**

Year of Examination	Category	Appeared	No of Candidates Passed					Total	Pass Percentage
			1st Div.	2nd Div.	3rd Div.	Comp.	Imprv.		
2013	Regular	3018	955	1225	58	0	0	2238	74.16
	Non-Regular	220	16	82	11	23	3	135	61.36
	<b>Total</b>	<b>3238</b>	<b>971</b>	<b>1307</b>	<b>69</b>	<b>23</b>	<b>3</b>	<b>2373</b>	<b>73.29</b>
2014	Regular	2912	811	1291	124	0	0	2226	76.44
	Non-Regular	233	4	70	11	36	22	143	61.37
	<b>Total</b>	<b>3145</b>	<b>815</b>	<b>1361</b>	<b>135</b>	<b>36</b>	<b>22</b>	<b>2369</b>	<b>75.33</b>
2015	Regular	3142	891	1457	70	0	0	2418	76.96
	Non-Regular	222	5	64	15	18	26	128	57.66
	<b>Total</b>	<b>3364</b>	<b>896</b>	<b>1521</b>	<b>85</b>	<b>18</b>	<b>26</b>	<b>2546</b>	<b>75.68</b>
2016	Regular	3304	1124	1346	61	0	0	2531	76.60
	Non-Regular	282	10	64	8	14	43	139	49.29
	<b>Total</b>	<b>3586</b>	<b>1134</b>	<b>1410</b>	<b>69</b>	<b>14</b>	<b>43</b>	<b>2670</b>	<b>74.46</b>
2017	Regular	3370	1242	1361	43	0	0	2646	78.52
	Non-Regular	292	7	87	6	49	16	165	56.51
	<b>Total</b>	<b>3662</b>	<b>1249</b>	<b>1448</b>	<b>49</b>	<b>49</b>	<b>16</b>	<b>2811</b>	<b>76.76</b>






( T. R. Laloo )  
 Controller of Examinations,  
 Meghalaya Board of School Education,  
 Tura

Dated Tura,  
 the 8th May, 2017

**MEGHALAYA BOARD OF SCHOOL EDUCATION**  
**HIGHER SECONDARY SCHOOL LEAVING CERTIFICATE EXAMINATION, 2017**  
**INSTITUTIONWISE PERCENTAGE OF PASS IN THE HSSLC EXAMINATION, 2017**  
**( SCIENCE STREAM )**

Sl No.	Institution	Location	Regular			Non-Regular			Total		
			A	P	%	A	P	%	A	P	%
1	Alpha English Higher Secondary School	Nongpoh	42	35	83	4	3	75	46	38	83
2	Ampati Govt. Higher Secondary School	Ampati	22	20	91	1	1	100	23	21	91
3	Anderson Higher Secondary School	Upper New Nongstoin	26	26	100	-	-	-	26	26	100
4	Baghmara Govt. Higher Secondary School	Baghmara	14	9	64	-	-	-	14	9	64
5	Bajengdoba Higher Secondary School	Bajengdoba	33	26	79	3	3	100	36	29	81
6	Bhaitbari Higher Secondary School	New Bhaitbari	94	39	41	23	9	39	117	48	41
7	Bissau College	Shillong	9	1	11	1	-	-	10	1	10
8	Christian Academy Higher Secondary School	Shillong	27	25	93	-	-	-	27	25	93
9	Christian Girls' Higher Secondary School	Tura	23	17	74	2	2	100	25	19	76
10	Dalu Govt. Higher Secondary School	Dalu	9	6	67	-	-	-	9	6	67
11	Don Bosco College (Hr. Sec. Section)	Tura	143	103	72	18	14	78	161	117	73
12	Don Bosco Higher Secondary School	Tura	38	29	76	9	7	78	47	36	77
13	Gilead Bethel Higher Secondary School	Shillong	4	3	75	-	-	-	4	3	75
14	Goodwill College	Shillong	14	3	21	5	1	20	19	4	21
15	Gorkha Pathshala Higher Secondary School	Shillong	57	56	98	23	22	96	80	78	98
16	Govt. Boys' Higher Secondary School	Jowai	33	31	94	3	-	-	36	31	86
17	Govt. Boys' Higher Secondary School	Shillong	29	25	86	1	-	-	30	25	83
18	Govt. Boys' Higher Secondary School	Tura	27	14	52	5	3	60	32	17	53
19	Govt. Girls' Higher Secondary School	Jowai	11	11	100	-	-	-	11	11	100
20	Govt. Girls' Higher Secondary School	Shillong	30	20	67	1	1	100	31	21	68
21	Govt. Girls' Higher Secondary School	Tura	20	12	60	14	8	57	34	20	59
22	Holy Child Higher Secondary School	Shillong	29	27	93	-	-	-	29	27	93
23	J. N. Higher Secondary School	Phulbari	55	53	96	7	7	100	62	60	97
24	Jirang Govt. Higher Secondary School	New Jirang	1	-	-	3	-	-	4	-	-
25	K. J. P. Synod Mihngi Higher Secondary School	Jowai	121	98	81	1	-	-	122	98	80
26	Khliehriat Higher Secondary School	Khliehriat	27	22	81	-	-	-	27	22	81
27	Kiang Nangbah Govt. Higher Secondary School	Jowai	97	87	90	49	18	37	146	105	72
28	Laban Bengalee Boys' Hr. Sec. School	Shillong	39	33	85	2	1	50	41	34	83
29	Lady Keane College	Shillong	111	104	94	-	-	-	111	104	94
30	Lady Keane Girls' Higher Secondary School	Shillong	41	30	73	1	-	-	42	30	71
31	Maharam Govt. Higher Secondary School	Mawkyrwat	32	23	72	-	-	-	32	23	72
32	Mairang Presbyterian Hr. Sec. School	Mairang	23	22	96	3	-	-	26	22	85
33	Mairang Presbyterian Science College (Hr. Sec. Section)	Mairang	132	86	65	3	-	-	135	86	64
34	Marian Hill Higher Secondary School	Jowai	30	25	83	1	-	-	31	25	81
35	Mawsynram Higher Secondary School	Mawsynram	16	10	63	-	-	-	16	10	63
36	Nongthymmai Nepali Hr. Sec. School	Shillong	57	55	96	1	-	-	58	55	95
37	R. K. Mission Higher Secondary School	Cherrapunjee	34	32	94	1	1	100	35	33	94
38	Raid Laban College	Shillong	132	56	42	15	8	53	147	64	44
39	Resubelpara Govt. Higher Secondary School	Resubelpara	14	10	71	5	3	60	19	13	68
40	Risa Higher Secondary School	Shillong	14	14	100	-	-	-	14	14	100
41	Rongrengiri Govt. Higher Secondary School	Williamnagar	21	9	43	-	-	-	21	9	43
42	Rymbai Presbyterian Hr. Secondary School	Rymbai	12	3	25	-	-	-	12	3	25
43	Sacred Heart Boys' Hr. Sec. School	Shillong	84	77	92	1	1	100	85	78	92
44	Sacred Heart Higher Secondary School	Williamnagar	14	3	21	-	-	-	14	3	21
45	Sankardev College	Shillong	70	53	76	1	-	-	71	53	75
46	Sawlyngdoh Higher Secondary School	Mowkaiaw	11	2	18	-	-	-	11	2	18
47	Seng Khasi Higher Secondary School	Shillong	74	70	95	-	-	-	74	70	95
48	Seven Set Annexe Higher Secondary School	Shillong	65	63	97	1	1	100	66	64	97
49	Shillong College	Shillong	183	143	78	10	4	40	193	147	76
50	Shillong Jail Road Boys' Hr. Sec. School	Shillong	22	15	68	-	-	-	22	15	68
51	Sibsing Memorial Govt. Hr. Sec. School	Nongstoin	16	14	88	1	1	100	17	15	88

Sl No.	Institution	Location	Regular			Non-Regular			Total		
			A	P	%	A	P	%	A	P	%
52	Sngap Syiem College	Mawkyrwat	48	33	69	5	2	40	53	35	66
53	Sohkha Govt. Higher Secondary School	Sohkha	15	11	73	-	-	-	15	11	73
54	St. Anthony's Higher Secondary School	Shillong	169	149	88	1	1	100	170	150	88
55	St. Edmund's Higher Secondary School	Shillong	206	204	99	3	3	100	209	207	99
56	St. John's Higher Secondary School	Shillong	50	38	76	2	2	100	52	40	77
57	St. Margaret's Hr. Sec. School	Shillong	60	46	77	-	-	-	60	46	77
58	St. Mary's College	Shillong	104	65	63	3	1	33	107	66	62
59	St. Michael's Higher Secondary School	Umsning	21	13	62	13	7	54	34	20	59
60	St. Paul's Higher Secondary School	Nongpoh	17	8	47	-	-	-	17	8	47
61	St. Peter's Higher Secondary School	Pyndengrei	24	23	96	-	-	-	24	23	96
62	St. Peter's Higher Secondary School	Shillong	163	152	93	9	8	89	172	160	93
63	Sunny Dale Higher Secondary School	Shillong	5	3	60	-	-	-	5	3	60
64	Synod College	Shillong	96	92	96	6	3	50	102	95	93
65	Tikrikilla Higher Secondary School	Tikrikilla	19	15	79	17	15	88	36	30	83
66	Tura Govt. Higher Secondary School	Tura	45	24	53	7	3	43	52	27	52
67	Umshyrpi College	Shillong	46	20	43	7	1	14	53	21	40



( T. R. Laloo )  
Controller of Examinations,  
Meghalaya Board of School Education,  
Tura

Dated Tura,  
the 8th May, 2017