


MEGHALAYA BOARD OF SCHOOL EDUCATION
HIGHER SECONDARY SCHOOL LEAVING CERTIFICATE EXAMINATION, 2016
(COMMERCE STREAM)

ABSTRACT OF RESULTS

Category	No of Candidates		No of Candidates passed in					Total Pass	Percentage of Pass
	Applied	Appeared	First Division	Second Division	Third Division	Compartmental	Improvement		
REGULAR									
Male	1187	1179	157	510	161	-	-	828	70.23
Female	741	740	207	345	61	-	-	613	82.84
Total	1928	1919	364	855	222	-	-	1441	75.09
NON-REGULAR									
Male	202	185	-	12	14	28	3	57	30.81
Female	81	80	-	15	5	24	-	44	55.00
Total	283	265	-	27	19	52	3	101	38.11
Grand Total	2211	2184	364	882	241	52	3	1542	70.60

[1]



(T. R. Laloo)
 Controller of Examinations,
 Meghalaya Board of School Education,
 Tura

Dated Tura,
 the 9th May, 2016

MEGHALAYA BOARD OF SCHOOL EDUCATION
HIGHER SECONDARY SCHOOL LEAVING CERTIFICATE EXAMINATION, 2016
(COMMERCE STREAM)

CATEGORYWISE / GENDERWISE PERCENTAGE OF PASS

Category	Applied	Appeared	No of Candidates Passed						Pass Percentage
			1st Div.	2nd Div.	3rd Div.	Comp.	Imprv.	Total	

Schedule Caste

Male	14	14	1	8	1	Nil	Nil	10	71.43
Female	9	9	3	4	Nil	Nil	Nil	7	77.78

Schedule Tribe

Male	1012	995	94	370	144	22	2	632	63.52
Female	614	613	121	272	61	19	Nil	473	77.16


OBC

Male	31	31	4	13	2	Nil	Nil	19	61.29
Female	13	13	4	6	1	Nil	Nil	11	84.62

General

Male	332	324	58	131	28	6	1	224	69.14
Female	186	185	79	78	4	5	Nil	166	89.73

Grand Total	2211	2184	364	882	241	52	3	1542	70.60
--------------------	-------------	-------------	------------	------------	------------	-----------	----------	-------------	--------------



(T. R. Laloo)

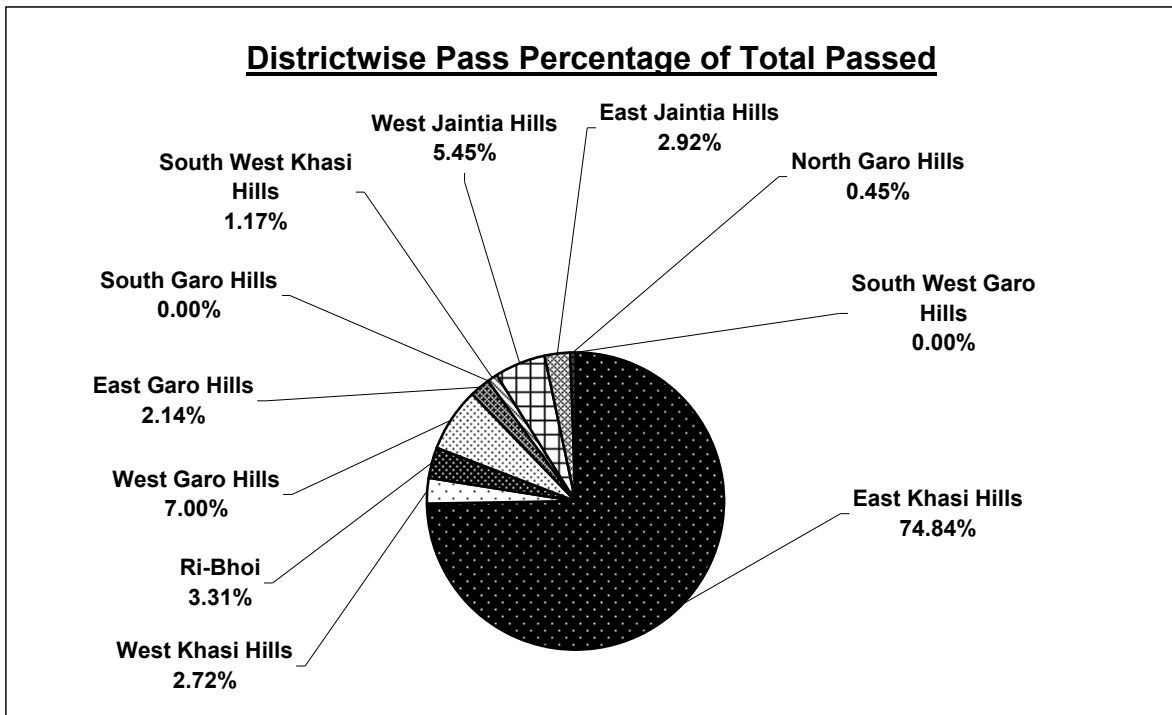
Controller of Examinations,
 Meghalaya Board of School Education,
 Tura

Dated Tura,
 the 9th May, 2016

MEGHALAYA BOARD OF SCHOOL EDUCATION
HIGHER SECONDARY SCHOOL LEAVING CERTIFICATE EXAMINATION, 2016
(COMMERCE STREAM)

Districtwise Percentage of Pass

Districts	No of Candidates		Percentage of Pass
	Appeared	Passed	
East Khasi Hills	1597	1154	72.26
West Khasi Hills	62	42	67.74
Ri-Bhoi	67	51	76.12
West Garo Hills	194	108	55.67
East Garo Hills	33	33	100.00
South Garo Hills	Nil	Nil	-
South West Khasi Hills	22	18	81.82
West Jaintia Hills	147	84	57.14
East Jaintia Hills	55	45	81.82
North Garo Hills	7	7	100.00
South West Garo Hills	Nil	Nil	-
Grand Total	2184	1542	70.60



(T. R. Laloo)

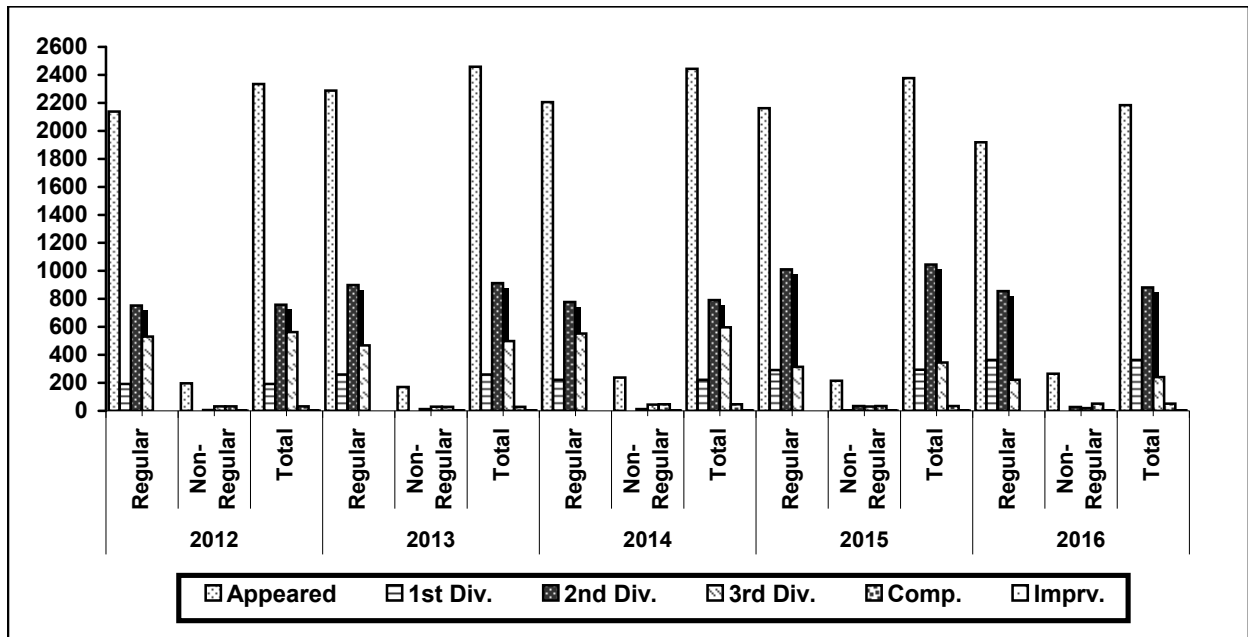
Controller of Examinations,
Megalhaya Board of School Education,
Tura


Dated Tura,
the 9th May, 2016

MEGHALAYA BOARD OF SCHOOL EDUCATION
HIGHER SECONDARY SCHOOL LEAVING CERTIFICATE EXAMINATION, 2016
(COMMERCE STREAM)

STATEMENT OF HSSLC EXAMINATION RESULTS FOR FIVE YEARS (2012-2016)

Year of Examination	Category	Appeared	No of Candidates Passed					Total	Pass Percentage
			1st Div.	2nd Div.	3rd Div.	Comp.	Imprv.		
2012	Regular	2138	192	752	531	0	0	1475	68.99
	Non-Regular	197	0	6	32	32	1	71	36.04
	Total	2335	192	758	563	32	1	1546	66.21
2013	Regular	2288	259	899	468	0	0	1626	71.07
	Non-Regular	170	0	13	30	29	4	76	44.71
	Total	2458	259	912	498	29	4	1702	69.24
2014	Regular	2205	222	778	552	0	0	1552	70.39
	Non-Regular	238	0	13	45	47	2	107	44.96
	Total	2443	222	791	597	47	2	1659	67.91
2015	Regular	2162	292	1011	314	0	0	1617	74.79
	Non-Regular	215	2	34	31	34	1	102	47.44
	Total	2377	294	1045	345	34	1	1719	72.32
2016	Regular	1919	364	855	222	0	0	1441	75.09
	Non-Regular	265	0	27	19	52	3	101	38.11
	Total	2184	364	882	241	52	3	1542	70.60





(T. R. Laloo)
Controller of Examinations,
Meghalaya Board of School Education,
Tura


Dated Tura,
the 9th May, 2016

MEGHALAYA BOARD OF SCHOOL EDUCATION

HIGHER SECONDARY SCHOOL LEAVING CERTIFICATE EXAMINATION, 2016 INSTITUTIONWISE PERCENTAGE OF PASS IN THE HSSLC EXAMINATION, 2016 (COMMERCE STREAM)

Sl No.	Institution	Location	Regular			Non-Regular			Total		
			A	P	%	A	P	%	A	P	%
1	Adventist Higher Secondary School	Thadlaskein	7	4	57	-	-	-	7	4	57
2	All Saints Diocesan Higher Secondary School	Shillong	37	30	81	1	1	100	38	31	82
3	Alpha English Higher Secondary School	Nongpoh	27	27	100	1	1	100	28	28	100
4	Alpine College	Shillong	-	-	-	1	-	-	1	-	-
5	Anderson Higher Secondary School	Upper New Nongstoin	7	7	100	1	1	100	8	8	100
6	B. B. S. College	Shillong	88	37	42	22	6	27	110	43	39
7	Bissau College	Shillong	4	-	-	-	-	-	4	-	-
8	Christian Academy Higher Secondary School	Shillong	16	16	100	-	-	-	16	16	100
9	Don Bosco College (Hr. Sec. Section)	Tura	78	59	76	38	16	42	116	75	65
10	Don Bosco Higher Secondary School	Mendal	7	7	100	-	-	-	7	7	100
11	Goodwill College	Shillong	5	-	-	-	-	-	5	-	-
12	Gorkha Pathshala Higher Secondary School	Shillong	73	59	81	4	4	100	77	63	82
13	H. Elias Memorial Higher Secondary School	Shillong	19	14	74	-	-	-	19	14	74
14	Hill Crest Higher Secondary School	Shillong	7	5	71	-	-	-	7	5	71
15	Jaintia Eastern College	Khliehriat	26	23	88	-	-	-	26	23	88
16	K. J. P. Girls' Higher Secondary School	Shillong	20	13	65	12	7	58	32	20	63
17	K. J. P. Synod Mihngi Higher Secondary School	Jowai	30	27	90	2	2	100	32	29	91
18	Khadsawphra Higher Secondary School	Mairang	4	2	50	-	-	-	4	2	50
19	Khliehriat Higher Secondary School	Khliehriat	29	22	76	-	-	-	29	22	76
20	Kiang Nangbah Govt. College	Jowai	45	21	47	26	10	38	71	31	44
21	Laban Bengalee Boys' Hr. Sec. School	Shillong	42	33	79	5	1	20	47	34	72
22	Laban Presbyterian Higher Secondary School	Shillong	17	15	88	-	-	-	17	15	88
23	Laitumkhrah Presbyterian Higher Secondary School	Shillong	39	35	90	-	-	-	39	35	90
24	Langtor Higher Secondary School	Langtor	18	16	89	1	-	-	19	16	84
25	Loyola Higher Secondary School	Williamnagar	33	33	100	-	-	-	33	33	100
26	Mawprem Modern Higher Secondary School	Shillong	6	5	83	-	-	-	6	5	83
27	Mawryngkneng Higher Secondary School	Mawryngkneng	12	12	100	-	-	-	12	12	100
28	Mawsynram Border Area Higher Secondary School	Mawsynram	6	2	33	2	-	-	8	2	25
29	Myngken Christian Higher Secondary School	Bhoirymbong	8	6	75	3	2	67	11	8	73
30	Nongthymmai Nepali Hr. Sec. School	Shillong	50	50	100	3	2	67	53	52	98
31	Raid Laban College	Shillong	41	10	24	7	1	14	48	11	23
32	Ri-Bhoi College	Nongpoh	12	9	75	1	-	-	13	9	69
33	Rilbong P.N. Chaudhuri Higher Secondary School	Shillong	6	6	100	-	-	-	6	6	100
34	Sacred Heart Girls' Higher Secondary School	Shillong	16	15	94	-	-	-	16	15	94
35	Seng Khasi College	Shillong	75	31	41	12	6	50	87	37	43
36	Seven Set Annexe Higher Secondary School	Shillong	85	74	87	3	2	67	88	76	86
37	Shillong College	Shillong	126	90	71	17	3	18	143	93	65
38	Shillong Commerce College	Shillong	174	132	76	7	5	71	181	137	76
39	Sngap Syiem College	Mawkyrwat	19	17	89	3	1	33	22	18	82
40	St. Anthony's Higher Secondary School	Shillong	151	136	90	2	2	100	153	138	90
41	St. Edmund's College (Higher Secondary Section)	Shillong	110	99	90	1	1	100	111	100	90
42	St. John Bosco Boys' Hr. Sec. School	Cherrapunjee	26	24	92	-	-	-	26	24	92
43	St. John's Higher Secondary School	Laban	11	3	27	-	-	-	11	3	27
44	St. Margaret's Hr. Sec. School	Shillong	27	26	96	-	-	-	27	26	96
45	St. Mary's Higher Secondary School	Shillong	38	35	92	-	-	-	38	35	92
46	St. Michael's Higher Secondary School	Umsning	11	4	36	4	2	50	15	6	40
47	St. Peter's Higher Secondary School	Shillong	22	21	95	1	1	100	23	22	96
48	Synod College	Shillong	52	40	77	1	1	100	53	41	77
49	Synod Higher Secondary School	Shillong	22	18	82	-	-	-	22	18	82
50	Thomas Jones Synod College	Jowai	28	18	64	9	2	22	37	20	54

Sl No.	Institution	Location	Regular			Non-Regular			Total		
			A	P	%	A	P	%	A	P	%
51	Tirot Sing Memorial College	Mairang	29	16	55	2	-	-	31	16	52
52	Tura Govt. College	Tura	25	10	40	33	16	48	58	26	45
53	Tura United Christian Academy	Hawakhana	17	7	41	3	-	-	20	7	35
54	Umshyrpi College	Shillong	36	20	56	37	5	14	73	25	34



(T. R. Laloo)
Controller of Examinations,
Meghalaya Board of School Education,
Tura

Dated Tura,
the 9th May, 2016