


MEGHALAYA BOARD OF SCHOOL EDUCATION
HIGHER SECONDARY SCHOOL LEAVING CERTIFICATE EXAMINATION, 2018
(SCIENCE STREAM)

ABSTRACT OF RESULTS

Category	No. of Candidates		No. of Candidates passed in					Total Pass	Percentage of Pass
	Applied	Appeared	First Division	Second Division	Third Division	Compartmental	Improvement		
REGULAR									
Male	1595	1574	475	705	52	-	-	1232	78.27
Female	1809	1795	654	691	9	-	-	1354	75.43
Total	3404	3369	1129	1396	61	-	-	2586	76.76
NON-REGULAR									
Male	176	155	2	19	2	21	21	65	41.94
Female	144	139	3	28	2	34	14	81	58.27
Total	320	294	5	47	4	55	35	146	49.66
Grand Total	3724	3663	1134	1443	65	55	35	2732	74.58

[1]



(T. R. Laloo)
 Controller of Examinations,
 Meghalaya Board of School Education,
 Tura

Dated Tura,
 the 10th May, 2018

MEGHALAYA BOARD OF SCHOOL EDUCATION
HIGHER SECONDARY SCHOOL LEAVING CERTIFICATE EXAMINATION, 2018
(SCIENCE STREAM)

CATEGORY-WISE / GENDER-WISE PERCENTAGE OF PASS

Category	Applied	Appeared	No. of Candidates Passed						Pass Percentage
			1st Div.	2nd Div.	3rd Div.	Comp.	Imprv.	Total	

Schedule Caste

Male	13	13	2	6	Nil	Nil	Nil	8	61.54
Female	13	13	3	5	Nil	Nil	Nil	8	61.54

Schedule Tribe

Male	1436	1416	374	621	34	11	13	1053	74.36
Female	1758	1740	585	652	6	30	12	1285	73.85


OBC

Male	46	45	17	16	1	Nil	1	35	77.78
Female	23	23	9	11	Nil	1	Nil	21	91.30

General

Male	276	255	84	81	19	10	7	201	78.82
Female	159	158	60	51	5	3	2	121	76.58

Grand Total	3724	3663	1134	1443	65	55	35	2732	74.58
--------------------	-------------	-------------	-------------	-------------	-----------	-----------	-----------	-------------	--------------



(T. R. Laloo)

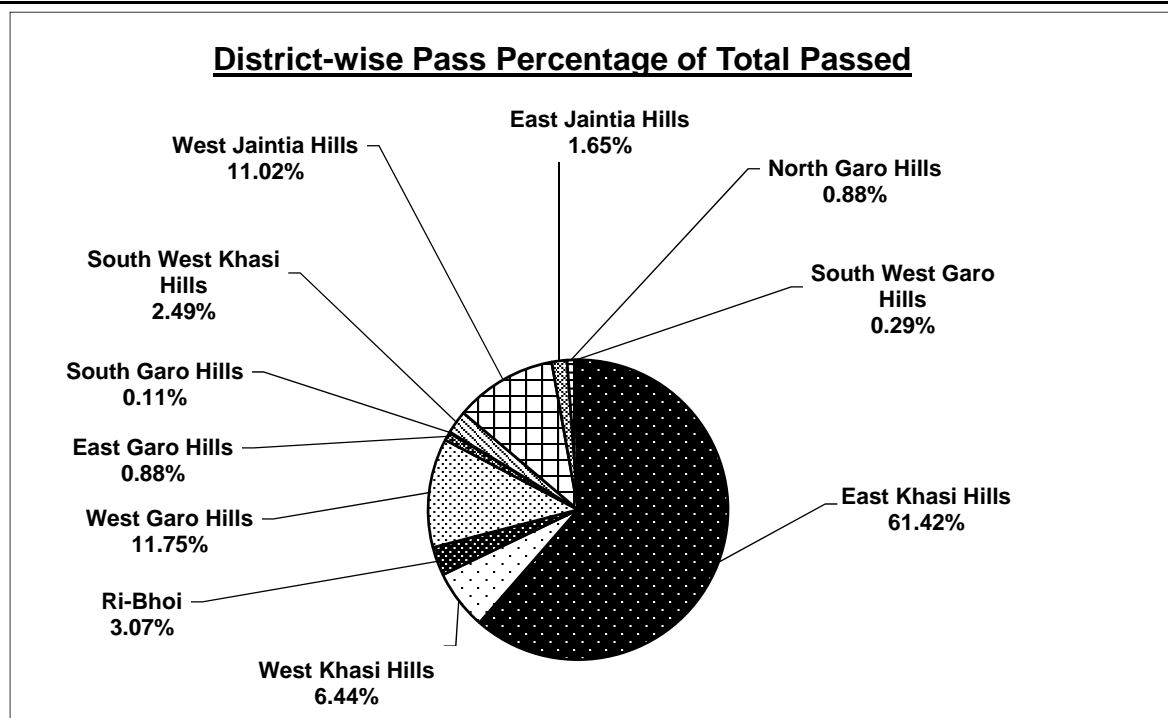
Controller of Examinations,
 Meghalaya Board of School Education,
 Tura

Dated Tura,
 the 10th May, 2018

MEGHALAYA BOARD OF SCHOOL EDUCATION
HIGHER SECONDARY SCHOOL LEAVING CERTIFICATE EXAMINATION, 2018
(SCIENCE STREAM)

District-wise Percentage of Pass

Districts	No. of Candidates		Percentage of Pass
	Appeared	Passed	
East Khasi Hills	2027	1678	82.78
West Khasi Hills	239	176	73.64
Ri-Bhoi	127	84	66.14
West Garo Hills	597	321	53.77
East Garo Hills	45	24	53.33
South Garo Hills	18	3	16.67
South West Khasi Hills	91	68	74.73
West Jaintia Hills	380	301	79.21
East Jaintia Hills	59	45	76.27
North Garo Hills	65	24	36.92
South West Garo Hills	15	8	53.33
Grand Total	3663	2732	74.58



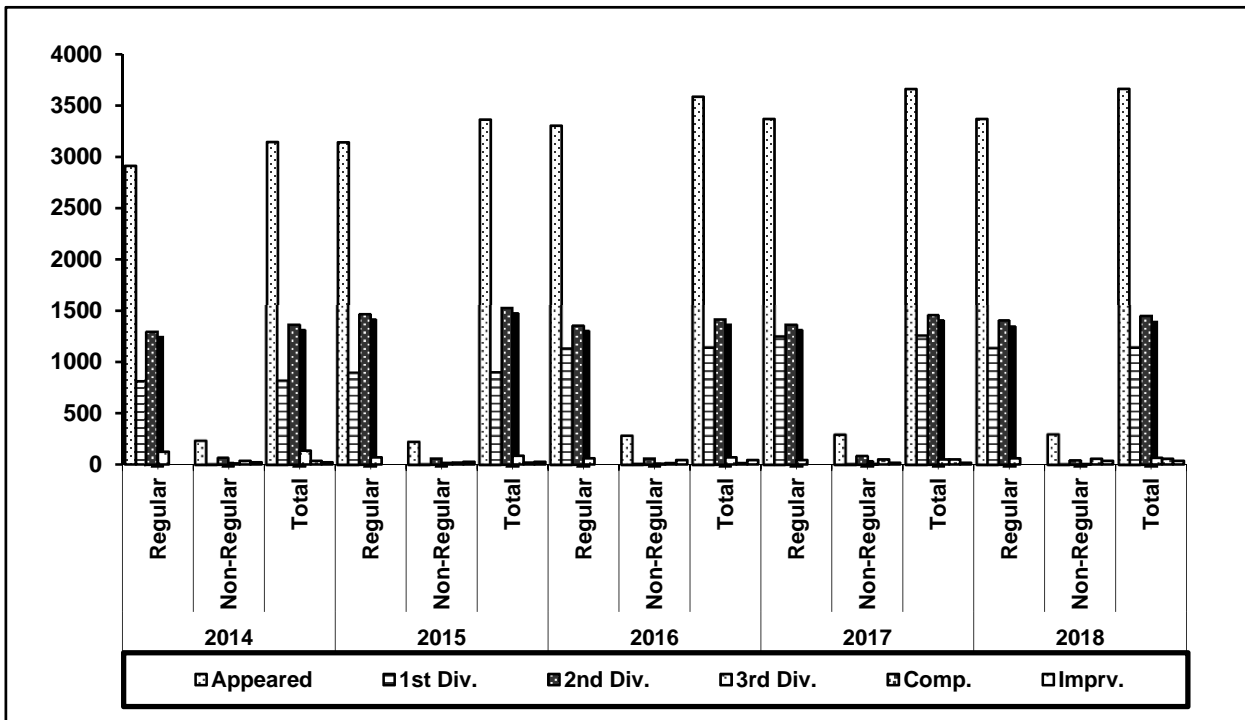
(T. R. Laloo)
Controller of Examinations,
Meghalaya Board of School Education,
Tura


Dated Tura,
the 10th May, 2018

MEGHALAYA BOARD OF SCHOOL EDUCATION
HIGHER SECONDARY SCHOOL LEAVING CERTIFICATE EXAMINATION, 2018
(SCIENCE STREAM)

STATEMENT OF HSSLC EXAMINATION RESULTS FOR FIVE YEARS (2014-2018)

Year of Examination	Category	Appeared	No. of Candidates Passed					Total	Pass Percentage
			1st Div.	2nd Div.	3rd Div.	Comp.	Imprv.		
2014	Regular	2912	811	1291	124	0	0	2226	76.44
	Non-Regular	233	4	70	11	36	22	143	61.37
	Total	3145	815	1361	135	36	22	2369	75.33
2015	Regular	3142	891	1457	70	0	0	2418	76.96
	Non-Regular	222	5	64	15	18	26	128	57.66
	Total	3364	896	1521	85	18	26	2546	75.68
2016	Regular	3304	1124	1346	61	0	0	2531	76.60
	Non-Regular	282	10	64	8	14	43	139	49.29
	Total	3586	1134	1410	69	14	43	2670	74.46
2017	Regular	3370	1242	1361	43	0	0	2646	78.52
	Non-Regular	292	7	87	6	49	16	165	56.51
	Total	3662	1249	1448	49	49	16	2811	76.76
2018	Regular	3369	1129	1396	61	0	0	2586	76.76
	Non-Regular	294	5	47	4	55	35	146	49.66
	Total	3663	1134	1443	65	55	35	2732	74.58






(T. R. Laloo)
 Controller of Examinations,
 Meghalaya Board of School Education,
 Tura

Dated Tura,
 the 10th May, 2018

MEGHALAYA BOARD OF SCHOOL EDUCATION
HIGHER SECONDARY SCHOOL LEAVING CERTIFICATE EXAMINATION, 2018
INSTITUTION-WISE PERCENTAGE OF PASS IN THE HSSLC EXAMINATION, 2018
(SCIENCE STREAM)

Sl No.	Institution	Location	Regular			Non-Regular			Total		
			A	P	%	A	P	%	A	P	%
1	Alpha English Higher Secondary School	Nongpoh	58	49	84	2	1	50	60	50	83
2	Ampati Govt. Higher Secondary School	Ampati	14	8	57	1	0	0	15	8	53
3	Anderson Higher Secondary School	Upper New Nongstoin	34	33	97	1	0	0	35	33	94
4	Baghmara Govt. Higher Secondary School	Baghmara	14	1	7	4	2	50	18	3	17
5	Bajengdoba Higher Secondary School	Bajengdoba	16	6	38	2	1	50	18	7	39
6	Bhaitbari Higher Secondary School	New Bhaitbari	65	44	68	32	16	50	97	60	62
7	Bissau College	Shillong	6	2	33	1	1	100	7	3	43
8	Brookside Adventist Higher Secondary School	Shillong	15	15	100	0	0	0	15	15	100
9	Christian Academy Higher Secondary School	Shillong	30	26	87	0	0	0	30	26	87
10	Christian Girls' Higher Secondary School	Tura	30	4	13	5	2	40	35	6	17
11	Dalu Govt. Higher Secondary School	Dalu	12	3	25	0	0	0	12	3	25
12	Don Bosco College (Hr. Sec. Section)	Tura	130	78	60	23	8	35	153	86	56
13	Don Bosco Higher Secondary School	Tura	44	14	32	9	5	56	53	19	36
14	Goodwill College	Shillong	12	1	8	3	1	33	15	2	13
15	Gorkha Pathshala Higher Secondary School	Shillong	59	51	86	3	2	67	62	53	85
16	Govt. Boys' Higher Secondary School	Jowai	43	42	98	2	0	0	45	42	93
17	Govt. Boys' Higher Secondary School	Shillong	17	16	94	2	1	50	19	17	89
18	Govt. Boys' Higher Secondary School	Tura	32	19	59	12	2	17	44	21	48
19	Govt. Girls' Higher Secondary School	Jowai	15	13	87	0	0	0	15	13	87
20	Govt. Girls' Higher Secondary School	Shillong	25	18	72	5	5	100	30	23	77
21	Govt. Girls' Higher Secondary School	Tura	30	2	7	11	6	55	41	8	20
22	Holy Child Higher Secondary School	Shillong	29	18	62	0	0	0	29	18	62
23	J. N. Higher Secondary School	Phulbari	71	53	75	7	4	57	78	57	73
24	Jirang Govt. Higher Secondary School	New Jirang	2	1	50	0	0	0	2	1	50
25	K. J. P. Synod Mihngi Higher Secondary School	Jowai	107	93	87	2	2	100	109	95	87
26	Khliehriat Higher Secondary School	Khliehriat	33	30	91	1	1	100	34	31	91
27	Kiang Nangbah Govt. Higher Secondary School	Jowai	117	77	66	18	12	67	135	89	66
28	Laban Bengalee Boys' Hr. Sec. School	Shillong	39	39	100	5	5	100	44	44	100
29	Lady Keane College	Shillong	113	99	88	0	0	0	113	99	88
30	Lady Keane Girls' Higher Secondary School	Shillong	28	17	61	1	1	100	29	18	62
31	Maharam Govt. Higher Secondary School	Mawkyrat	30	30	100	7	7	100	37	37	100
32	Mairang Presbyterian Hr. Sec. School	Mairang	24	15	63	1	0	0	25	15	60
33	Mairang Presbyterian Science College (Hr. Sec. Section)	Mairang	124	87	70	10	1	10	134	88	66
34	Marian Hill Higher Secondary School	Jowai	41	36	88	1	0	0	42	36	86
35	Mawsynram Higher Secondary School	Mawsynram	30	14	47	4	4	100	34	18	53
36	Nongthymmai Nepali Hr. Sec. School	Shillong	42	35	83	4	1	25	46	36	78
37	R. K. Mission Higher Secondary School	Cherrapunjee	32	32	100	1	1	100	33	33	100
38	Raid Laban College	Shillong	110	72	65	16	3	19	126	75	60
39	Resubelpara Govt. Higher Secondary School	Resubelpara	21	13	62	3	1	33	24	14	58
40	Risa Higher Secondary School	Shillong	22	13	59	0	0	0	22	13	59
41	Riverside Adventist Academy	Bajengdoba	23	3	13	0	0	0	23	3	13
42	Rongrenggiri Govt. Higher Secondary School	Williamnagar	26	12	46	3	2	67	29	14	48
43	Rymbai Presbyterian Hr. Secondary School	Rymbai	25	14	56	0	0	0	25	14	56
44	Sacred Heart Boys' Hr. Sec. School	Shillong	93	77	83	2	2	100	95	79	83
45	Sacred Heart Higher Secondary School	Williamnagar	10	8	80	6	2	33	16	10	63
46	Sankardev College	Shillong	68	51	75	0	0	0	68	51	75
47	Sawlyngdoh Higher Secondary School	Mowkaiaw	16	13	81	0	0	0	16	13	81
48	Seng Khasi Higher Secondary School	Shillong	78	78	100	2	1	50	80	79	99
49	Seven Set Annexe Higher Secondary School	Shillong	81	63	78	1	1	100	82	64	78
50	Shillong College	Shillong	178	141	79	10	2	20	188	143	76
51	Shillong Jail Road Boys' Hr. Sec. School	Shillong	25	19	76	0	0	0	25	19	76

Sl No.	Institution	Location	Regular			Non-Regular			Total		
			A	P	%	A	P	%	A	P	%
52	Sibsing Memorial Govt. Hr. Sec. School	Nongstoin	21	16	76	2	2	100	23	18	78
53	Sngap Syiem College	Mawkyrwat	43	24	56	11	7	64	54	31	57
54	Sohkha Govt. Higher Secondary School	Sohkha	16	11	69	2	2	100	18	13	72
55	St. Anthony's Higher Secondary School	Shillong	156	147	94	1	1	100	157	148	94
56	St. Edmund's Higher Secondary School	Shillong	207	202	98	2	0	0	209	202	97
57	St. John's Higher Secondary School	Shillong	43	30	70	4	3	75	47	33	70
58	St. Margaret's Hr. Sec. School	Shillong	70	58	83	0	0	0	70	58	83
59	St. Mary's Higher Secondary School	Shillong	48	44	92	2	1	50	50	45	90
60	St. Michael's Higher Secondary School	Umsning	29	20	69	8	3	38	37	23	62
61	St. Paul's Higher Secondary School	Nongpoh	27	10	37	0	0	0	27	10	37
62	St. Peter's Higher Secondary School	Pyndengrei	22	22	100	0	0	0	22	22	100
63	St. Peter's Higher Secondary School	Shillong	166	161	97	8	5	63	174	166	95
64	Sunny Dale Higher Secondary School	Shillong	15	8	53	1	0	0	16	8	50
65	Synod College	Shillong	72	67	93	3	3	100	75	70	93
66	Tikrikilla Higher Secondary School	Tikrikilla	22	17	77	3	3	100	25	20	80
67	Tura Govt. Higher Secondary School	Tura	50	36	72	9	5	56	59	41	69
68	UCC Higher Secondary School	Umiam Khwan	1	0	0	0	0	0	1	0	0
69	Umshyrpi College	Shillong	22	15	68	15	5	33	37	20	54



(T. R. Laloo)
Controller of Examinations,
Meghalaya Board of School Education,
Tura

Dated Tura,
the 10th May, 2018