


**MEGHALAYA BOARD OF SCHOOL EDUCATION**  
**HIGHER SECONDARY SCHOOL LEAVING CERTIFICATE EXAMINATION, 2018**  
**( COMMERCE STREAM )**

**ABSTRACT OF RESULTS**

Category	No. of Candidates		No. of Candidates passed in					Total Pass	Percentage of Pass
	Applied	Appeared	First Division	Second Division	Third Division	Compartmental	Improvement		
<b>REGULAR</b>									
Male	1251	1238	252	536	181	-	-	969	78.27
Female	808	807	232	417	68	-	-	717	88.85
<b>Total</b>	<b>2059</b>	<b>2045</b>	<b>484</b>	<b>953</b>	<b>249</b>	<b>-</b>	<b>-</b>	<b>1686</b>	<b>82.44</b>
<b>NON-REGULAR</b>									
Male	201	189	-	14	13	78	2	107	56.61
Female	65	63	3	7	3	27	1	41	65.08
<b>Total</b>	<b>266</b>	<b>252</b>	<b>3</b>	<b>21</b>	<b>16</b>	<b>105</b>	<b>3</b>	<b>148</b>	<b>58.73</b>
<b>Grand Total</b>	<b>2325</b>	<b>2297</b>	<b>487</b>	<b>974</b>	<b>265</b>	<b>105</b>	<b>3</b>	<b>1834</b>	<b>79.84</b>

[1]



( T. R. Laloo )  
 Controller of Examinations,  
 Meghalaya Board of School Education,  
 Tura

Dated Tura,  
 the 10th May, 2018

**MEGHALAYA BOARD OF SCHOOL EDUCATION**  
**HIGHER SECONDARY SCHOOL LEAVING CERTIFICATE EXAMINATION, 2018**  
**( COMMERCE STREAM )**

**CATEGORY-WISE / GENDER-WISE PERCENTAGE OF PASS**

Category	Applied	Appeared	No. of Candidates Passed					Pass Percentage
			1st Div.	2nd Div.	3rd Div.	Comp.	Imprv.	

**Schedule Caste**

Male	32	32	5	20	2	1	Nil	28	87.50
Female	10	10	3	7	Nil	Nil	Nil	10	100.00

**Schedule Tribe**

Male	1053	1030	140	401	160	48	2	751	72.91
Female	657	654	152	322	55	26	1	556	85.02


**OBC**

Male	24	23	8	9	1	Nil	Nil	18	78.26
Female	18	18	10	7	1	Nil	Nil	18	100.00

**General**

Male	343	342	99	120	31	29	Nil	279	81.58
Female	188	188	70	88	15	1	Nil	174	92.55

<b>Grand Total</b>	<b>2325</b>	<b>2297</b>	<b>487</b>	<b>974</b>	<b>265</b>	<b>105</b>	<b>3</b>	<b>1834</b>	<b>79.84</b>
--------------------	-------------	-------------	------------	------------	------------	------------	----------	-------------	--------------



( T. R. Laloo )

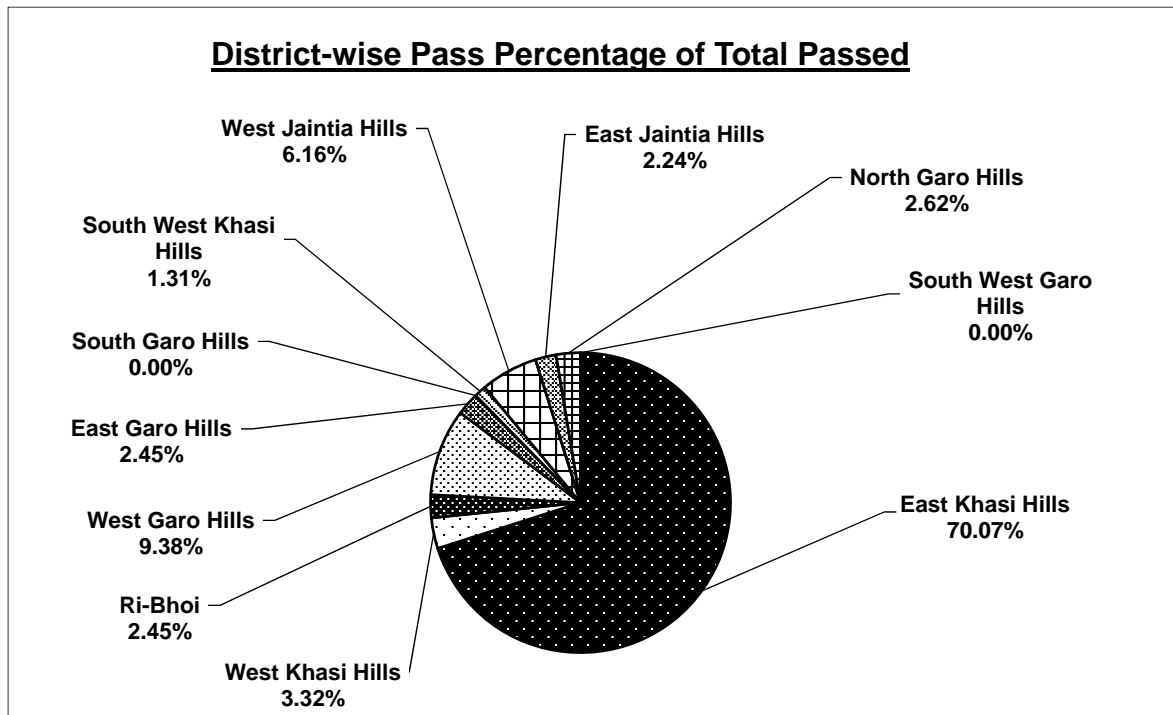
Controller of Examinations,  
 Meghalaya Board of School Education,  
 Tura

Dated Tura,  
 the 10th May, 2018

**MEGHALAYA BOARD OF SCHOOL EDUCATION**  
**HIGHER SECONDARY SCHOOL LEAVING CERTIFICATE EXAMINATION, 2018**  
**( COMMERCE STREAM )**

**District-wise Percentage of Pass**

Districts	No. of Candidates		Percentage of Pass
	Appeared	Passed	
East Khasi Hills	1539	1285	83.50
West Khasi Hills	74	61	82.43
Ri-Bhoi	59	45	76.27
West Garo Hills	256	172	67.19
East Garo Hills	48	45	93.75
South Garo Hills	Nil	Nil	-
South West Khasi Hills	30	24	80.00
West Jaintia Hills	185	113	61.08
East Jaintia Hills	54	41	75.93
North Garo Hills	52	48	92.31
South West Garo Hills	Nil	Nil	-
<b>Grand Total</b>	<b>2297</b>	<b>1834</b>	<b>79.84</b>



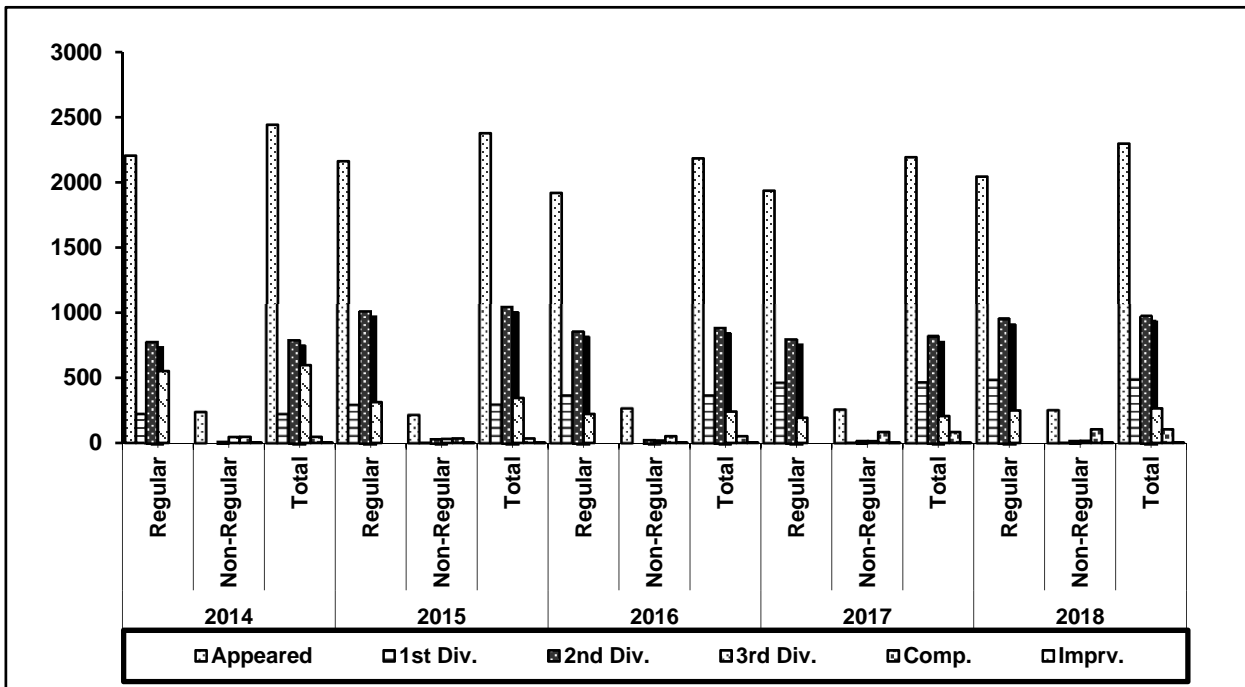
( T. R. Laloo )  
 Controller of Examinations,  
 Meghalaya Board of School Education,  
 Tura

Dated Tura,  
 the 10th May, 2018

**MEGHALAYA BOARD OF SCHOOL EDUCATION**  
**HIGHER SECONDARY SCHOOL LEAVING CERTIFICATE EXAMINATION, 2018**  
**( COMMERCE STREAM )**

**STATEMENT OF HSSLC EXAMINATION RESULTS FOR FIVE YEARS ( 2014-2018 )**

Year of Examination	Category	Appeared	No. of Candidates Passed					Total	Pass Percentage
			1st Div.	2nd Div.	3rd Div.	Comp.	Imprv.		
2014	Regular	2205	222	778	552	0	0	1552	70.39
	Non-Regular	238	0	13	45	47	2	107	44.96
	<b>Total</b>	<b>2443</b>	<b>222</b>	<b>791</b>	<b>597</b>	<b>47</b>	<b>2</b>	<b>1659</b>	<b>67.91</b>
2015	Regular	2162	292	1011	314	0	0	1617	74.79
	Non-Regular	215	2	34	31	34	1	102	47.44
	<b>Total</b>	<b>2377</b>	<b>294</b>	<b>1045</b>	<b>345</b>	<b>34</b>	<b>1</b>	<b>1719</b>	<b>72.32</b>
2016	Regular	1919	364	855	222	0	0	1441	75.09
	Non-Regular	265	0	27	19	52	3	101	38.11
	<b>Total</b>	<b>2184</b>	<b>364</b>	<b>882</b>	<b>241</b>	<b>52</b>	<b>3</b>	<b>1542</b>	<b>70.60</b>
2017	Regular	1936	462	799	193	0	0	1454	75.10
	Non-Regular	257	3	20	14	84	1	122	47.47
	<b>Total</b>	<b>2193</b>	<b>465</b>	<b>819</b>	<b>207</b>	<b>84</b>	<b>1</b>	<b>1576</b>	<b>71.87</b>
2018	Regular	2045	484	953	249	0	0	1686	82.44
	Non-Regular	252	3	21	16	105	3	148	58.73
	<b>Total</b>	<b>2297</b>	<b>487</b>	<b>974</b>	<b>265</b>	<b>105</b>	<b>3</b>	<b>1834</b>	<b>79.84</b>



*(Signature)*

( T. R. Laloo )  
 Controller of Examinations,  
 Meghalaya Board of School Education,  
 Tura

Dated Tura,  
 the 10th May, 2018

# MEGHALAYA BOARD OF SCHOOL EDUCATION

## HIGHER SECONDARY SCHOOL LEAVING CERTIFICATE EXAMINATION, 2018 INSTITUTION-WISE PERCENTAGE OF PASS IN THE HSSLC EXAMINATION, 2018 ( COMMERCE STREAM )

Sl No.	Institution	Location	Regular			Non-Regular			Total		
			A	P	%	A	P	%	A	P	%
1	Adventist Higher Secondary School	Thadlaskein	6	5	83	1	1	100	7	6	86
2	All Saints Diocesan Higher Secondary School	Shillong	35	28	80	2	1	50	37	29	78
3	Alpha English Higher Secondary School	Nongpoh	21	20	95	0	0	0	21	20	95
4	Alpine College	Shillong	0	0	0	1	0	0	1	0	0
5	Anderson Higher Secondary School	Upper New Nongstoin	15	14	93	0	0	0	15	14	93
6	B. B. S. College	Shillong	127	66	52	35	13	37	162	79	49
7	Bidarik Institute of Learning	New Tura	5	1	20	2	1	50	7	2	29
8	Bissau College	Shillong	3	1	33	1	1	100	4	2	50
9	Christian Academy Higher Secondary School	Shillong	16	16	100	1	1	100	17	17	100
10	Don Bosco College (Hr. Sec. Section)	Tura	75	72	96	28	20	71	103	92	89
11	Don Bosco Higher Secondary School	Mendal	43	40	93	9	8	89	52	48	92
12	Goodwill College	Shillong	5	3	60	2	0	0	7	3	43
13	Gorkha Pathshala Higher Secondary School	Shillong	55	55	100	7	6	86	62	61	98
14	H. Elias Memorial Higher Secondary School	Shillong	4	4	100	3	2	67	7	6	86
15	Hill Crest Higher Secondary School	Shillong	16	16	100	3	1	33	19	17	89
16	Jaintia Eastern College	Khliehriat	16	5	31	1	0	0	17	5	29
17	K. J. P. Girls' Higher Secondary School	Shillong	25	24	96	2	0	0	27	24	89
18	K. J. P. Synod Mihngi Higher Secondary School	Jowai	37	30	81	1	1	100	38	31	82
19	Khadsawphra Higher Secondary School	Mairang	17	14	82	0	0	0	17	14	82
20	Khliehriat Higher Secondary School	Khliehriat	35	34	97	2	2	100	37	36	97
21	Kiang Nangbah Govt. Higher Secondary School	Jowai	52	25	48	13	8	62	65	33	51
22	Laban Bengalee Boys' Hr. Sec. School	Shillong	38	38	100	6	4	67	44	42	95
23	Laban Presbyterian Higher Secondary School	Shillong	17	17	100	0	0	0	17	17	100
24	Laitumkhrah Presbyterian Higher Secondary School	Shillong	24	21	88	5	5	100	29	26	90
25	Langtor Higher Secondary School	Langtor	16	16	100	1	0	0	17	16	94
26	Loyola Higher Secondary School	Williamnagar	47	45	96	1	0	0	48	45	94
27	Mawprem Modern Higher Secondary School	Shillong	6	4	67	0	0	0	6	4	67
28	Mawryngkneng Higher Secondary School	Mawryngkneng	12	12	100	0	0	0	12	12	100
29	Mawsynram Border Area Higher Secondary School	Mawsynram	5	5	100	1	1	100	6	6	100
30	Montfort Centre for Education	Tura	5	3	60	0	0	0	5	3	60
31	Mount Dura Academy	Tura	16	6	38	0	0	0	16	6	38
32	Myngken Christian Higher Secondary School	Bhoiryngbong	11	8	73	0	0	0	11	8	73
33	Nongthymmai Nepali Hr. Sec. School	Shillong	51	47	92	0	0	0	51	47	92
34	PAS Foundation Higher Secondary School	Tura	23	20	87	1	0	0	24	20	83
35	Raid Laban College	Shillong	8	4	50	4	3	75	12	7	58
36	Ri-Bhoi College	Nongpoh	6	5	83	0	0	0	6	5	83
37	Rilbong P.N. Chaudhuri Higher Secondary School	Shillong	10	10	100	0	0	0	10	10	100
38	Sacred Heart Boys' Hr. Sec. School	Shillong	18	17	94	0	0	0	18	17	94
39	Sacred Heart Girls' Higher Secondary School	Shillong	4	4	100	0	0	0	4	4	100
40	Seng Khasi College	Shillong	31	21	68	12	10	83	43	31	72
41	Seven Set Annexe Higher Secondary School	Shillong	93	84	90	0	0	0	93	84	90
42	Shillong College	Shillong	162	143	88	6	3	50	168	146	87
43	Shillong Commerce College	Shillong	150	120	80	16	11	69	166	131	79
44	Sngap Syiem College	Mawkyrwat	30	24	80	0	0	0	30	24	80
45	St. Anthony's Higher Secondary School	Shillong	162	151	93	6	0	0	168	151	90
46	St. Edmund's Higher Secondary School	Shillong	115	111	97	2	2	100	117	113	97
47	St. John Bosco Boys' Hr. Sec. School	Cherrapunjee	24	21	88	5	4	80	29	25	86
48	St. John's Higher Secondary School	Laban	6	3	50	2	0	0	8	3	38
49	St. Margaret's Hr. Sec. School	Shillong	29	29	100	0	0	0	29	29	100
50	St. Mary's Higher Secondary School	Shillong	24	24	100	3	3	100	27	27	100
51	St. Michael's Higher Secondary School	Umsning	19	11	58	2	1	50	21	12	57

Sl No.	Institution	Location	Regular			Non-Regular			Total		
			A	P	%	A	P	%	A	P	%
52	St. Peter's Higher Secondary School	Shillong	16	16	100	1	1	100	17	17	100
53	Synod College	Shillong	42	33	79	5	4	80	47	37	79
54	Synod Higher Secondary School	Shillong	28	28	100	2	1	50	30	29	97
55	Thomas Jones Synod College	Jowai	63	37	59	12	6	50	75	43	57
56	Tirot Sing Memorial College	Mairang	19	13	68	6	4	67	25	17	68
57	Tura Govt. Higher Secondary School	Tura	49	23	47	18	11	61	67	34	51
58	Tura United Christian Academy	Hawakhana-Tura	22	10	45	12	5	42	34	15	44
59	Umshyrpi College	Shillong	36	29	81	9	3	33	45	32	71



( T. R. Laloo )  
 Controller of Examinations,  
 Meghalaya Board of School Education,  
 Tura

Dated Tura,  
 the 10th May, 2018